


# Regional sales

## Greater London

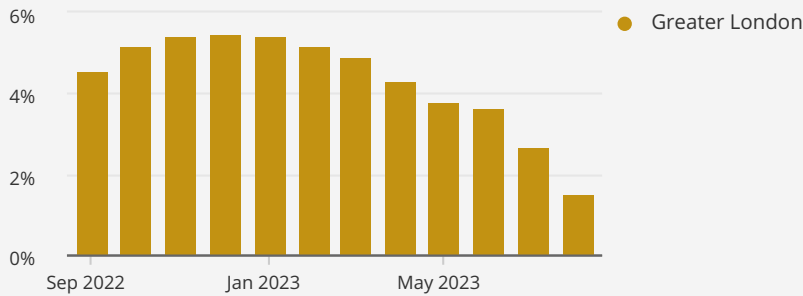
### REGIONAL MARKET ROUND UP | GREATER LONDON



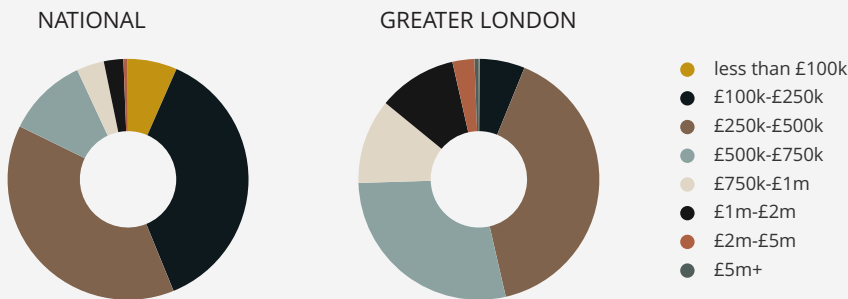
Over the last 12 months the average sales price in Greater London was **£555,359**. The total value of sales was **£47,975,316,885**.

**1.5%** Greater London annual growth

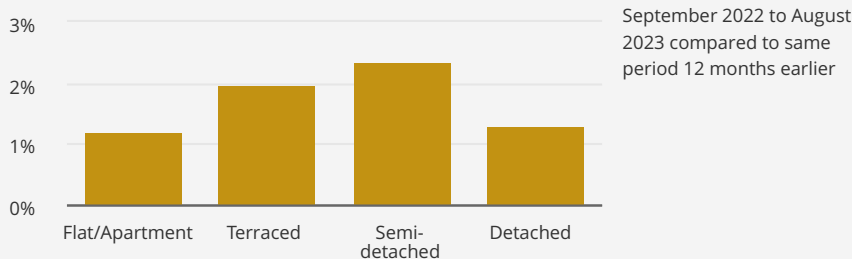
### Annual change in prices over last 12 months



### Transactions by price band over the last 12 months



### Change in average prices by property type



### NATIONAL MARKET

OCTOBER 2023



Alex Goldstein brings you the latest trends in the UK's housing market with a detailed focus on our local market.


### House prices

The average price for a property in July was £289,824, up 0.6% year-on-year, and 0.5% on the previous month (ONS).

### Transactions

The HMRC report that 87,010 sales took place in August. This is a small improvement of 1.1% on the previous month, but significantly lower than last years higher levels (-15.6%).

### Regional changes in average values over last 12 months



4 Old Park Lane, Mayfair, London, W1K 1QW

T: 020 3714 5910  
 E: alex@alexgoldstein.co.uk

If you wish to discuss your property buying or selling requirements in more detail, just let me know.

# Sales market



## National market

### House prices

The average price for a property in July was £289,824, up 0.6% year-on-year, and 0.5% on the previous month (ONS).

### Economy

The Bank of England has held base rates at 5.25%, ending a cycle of 14 consecutive rate rises.

### Transactions

The HMRC report that 87,010 sales took place in August. This is a small improvement of 1.1% on the previous month, but significantly lower than last years higher levels (-15.6%).

### Demand

Mortgage approvals in August dropped to 45,000, 8% lower than the previous month. This is below the long-term average but a 14% improvement on the start of the year.


### Investment

At 5.5% in August, annual growth in rental prices in the UK is at its strongest since records began. The Index of Private Rented Housing Prices reports on both new lets and renewals.

## Key market indicators

Latest month of data

% annual change




Source: Dataloft, Bank of England, HMRC, ONS, DLUHC



## Asking prices

Local region change

National change



Source: Rightmove. Data shows change in average asking prices of newly listed properties.

 Rydal House, 5 Princes Square, Harrogate, HG1 1ND  
 01423 788377  
 alex@alexgoldstein.co.uk  
 www.alexgoldstein.co.uk

**ALEX  
GOLDSTEIN**  
& ASSOCIATES  
PROPERTY CONSULTANTS  
BESPOKE BUYING & SELLING

OCTOBER 2023

If you wish to discuss your property buying or selling requirements in more detail, just let me know.

Disclaimer: This report is produced for general information only. Whilst every effort has been made to ensure the accuracy of this publication, Dataloft Ltd accepts no liability for any loss or damage of any nature arising from its use. At all times the content remains the property of Dataloft Ltd under copyright and reproduction of all or part of it in any form is prohibited without written permission from Dataloft Ltd. Published on 2023-10-05.

dataloftinform