


Regional sales

Yorkshire and Humberside

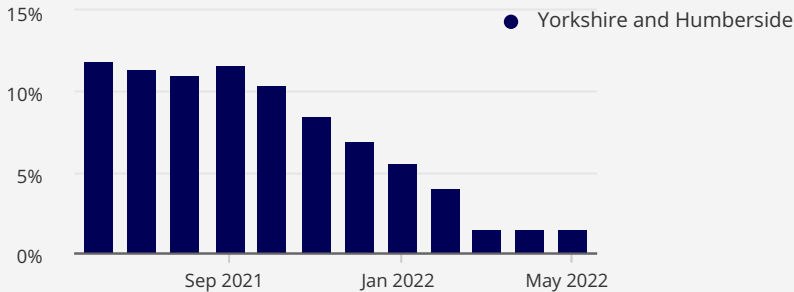
REGIONAL MARKET ROUND UP | YORKSHIRE AND HUMBERSIDE



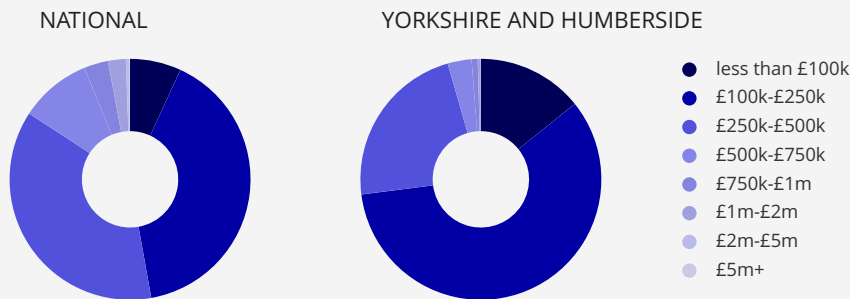
Over the last 12 months the average sales price in Yorkshire and Humberside was **£179,436**. The total value of sales was **£14,689,345,481**.

1.6% Yorkshire and Humberside annual growth

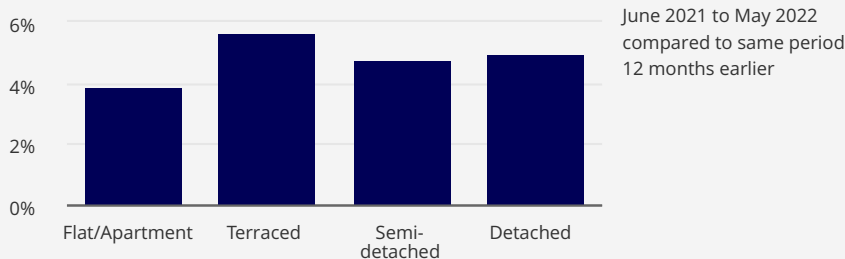
Annual change in prices over last 12 months



Transactions by price band over the last 12 months



Change in average prices by property type



NATIONAL MARKET

JULY 2022



Alex Goldstein brings you the latest trends in the UK's housing market with a detailed focus on our local market.

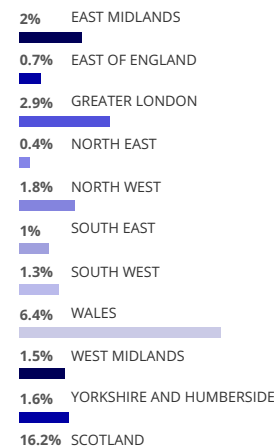
House prices

At 10.7% annual property price growth across the UK moderated for the fourth month in succession in June according to the latest Nationwide house price index.

Transactions

Over 109,000 sales took place in May, 12% higher than the pre-Covid average (2016-2020). To date in 2022 over 540,000 sales have taken place and market activity remains well above pre-Covid levels.

Regional changes in average values over last 12 months



Alex Goldstein Property Consultants

Rydal House, 5 Princes Square, Harrogate, HG1 1ND

T: 01423 788377
 E: alex@alexgoldstein.co.uk

If you wish to discuss your property buying or selling requirements in more detail, just let me know.

NATIONAL MARKET



12.4%

UK house price growth, year to April 2022

Source: ONS

109,210

Transactions in May, 12% higher than 5-year pre-pandemic average

Source: HMRC

JULY 2022

House prices

At 10.7% annual property price growth across the UK moderated for the fourth month in succession in June according to the latest Nationwide house price index.

Economy

The Bank of England has raised the base rate of interest to 1.25%, its highest rate in 13 years. This represents the fifth consecutive increase since December as the Bank aims to control inflation which is anticipated to rise to 11% by October.

Transactions

Over 109,000 sales took place in May, 12% higher than the pre-Covid average (2016-2020). To date in 2022 over 540,000 sales have taken place and market activity remains well above pre-Covid levels.

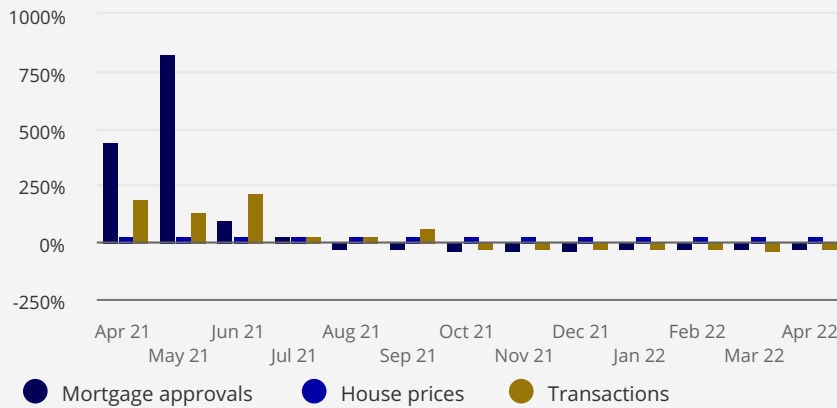
Demand

Just over 66,000 mortgages were approved in May, on par with the longer term pre-pandemic average in a sign that the market is beginning to re-set. At £28.4 billion mortgage lending was at its strongest in 2022 to date, no doubt as many sought to lock in deals prior to the base rate rise.

Investment

Average rents across Great Britain rose by 2.8% in the year to May, their highest rate of annual growth in nearly a decade. The latest figures released by the ONS, indicate rising rates of growth in all regions. Across the capital, rents are rising at their strongest rate in five years.

National housing market trends



Average property values over last 12 months

	DETACHED	SEMI-DETACHED	TERRACED	FLAT/APARTMENT
NORTH LEEDS	£525,660	£305,611	£237,862	£159,020
YORKSHIRE AND HUMBERSIDE	£325,041	£182,471	£135,756	£123,910
ENGLAND & WALES	£420,949	£253,049	£210,733	£224,094

Annual change in private rents by region

