


Regional sales

Greater London

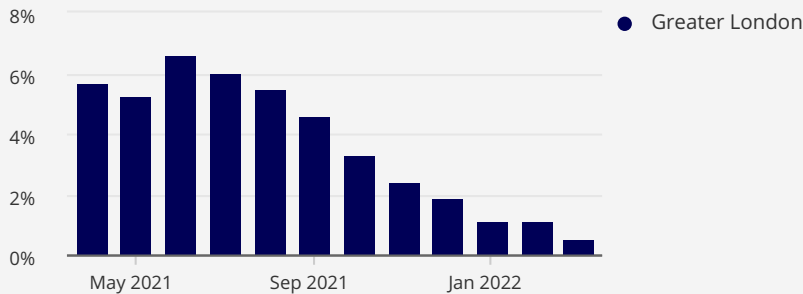
REGIONAL MARKET ROUND UP | GREATER LONDON



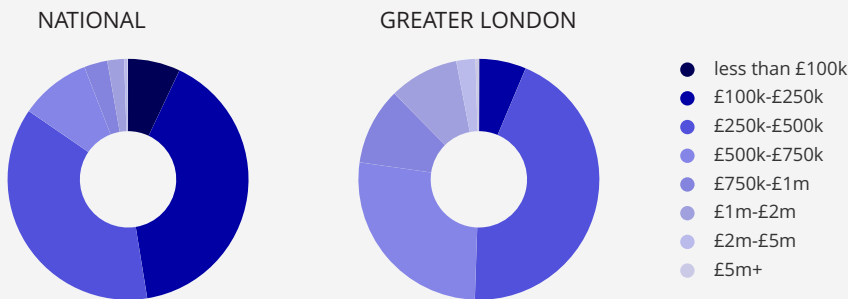
Over the last 12 months the average sales price in Greater London was **£532,144**. The total value of sales was **£53,572,381,393**.

0.5% Greater London annual growth

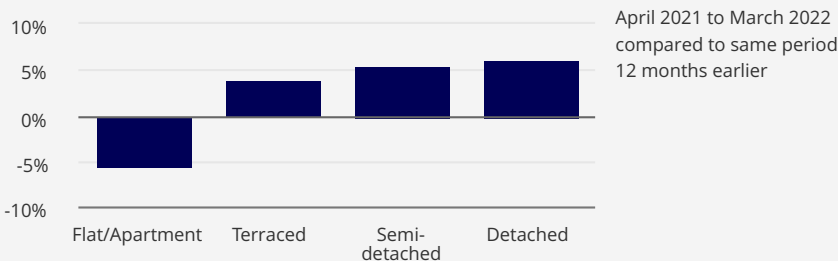
Annual change in prices over last 12 months



Transactions by price band over the last 12 months



Change in average prices by property type



NATIONAL MARKET

MAY 2022



Alex brings you the latest trends in the UK's housing market with a detailed focus on our local market.

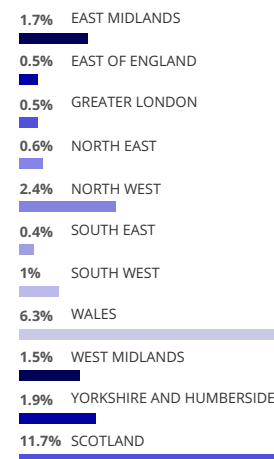
House prices

Over half of all properties are selling at or above their asking price according to the latest reports released by Rightmove and the NAEA, the highest proportion ever recorded as the price of property coming to market hits a record high for the third consecutive month.

Transactions

Close to 115,000 sales took place in March, the third highest March in the last decade (after 2021 and 2016). The HMRC estimate over 330,000 sales have taken place in the first quarter of 2022.

Regional changes in average values over last 12 months



Alex Goldstein Property Consultants

4 Old Park Lane, Mayfair, London, W1K 1QW

T: 020 3714 5910
 E: alex@alexgoldstein.co.uk

If you wish to discuss your property buying or selling requirements in more detail, just let me know.

NATIONAL MARKET



10.9%

UK house price growth,
year to February 2022

Source: ONS

114,650

Transactions in
March

Source: HMRC

MAY 2022

House prices

Over half of all properties are selling at or above their asking price according to the latest reports released by Rightmove and the NAEA, the highest proportion ever recorded as the price of property coming to market hits a record high for the third consecutive month.

Economy

The base rate of interest has been raised by 0.25% from 0.75% to 1%, its highest rate since 2009 as the Bank of England tries to tackle the surging cost of living. This is the fourth consecutive rise since December.

Transactions

Close to 115,000 sales took place in March, the third highest March in the last decade (after 2021 and 2016). The HMRC estimate over 330,000 sales have taken place in the first quarter of 2022.

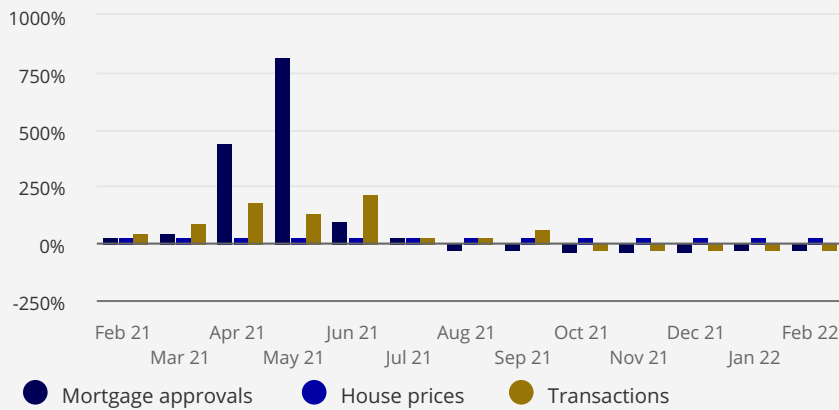
Demand

Mortgage approvals in March remained steady, close to 71,000 mortgages were approved, 9% higher than the 2016-2020 average (Bank of England). At 2.05% the average mortgage rate remains lower than a year ago.

Investment

Rental values continue to rise across all regions of the UK, annual growth currently strongest in the East and South West. Demand for property continues to outpace supply creating sustained pressure on prices.

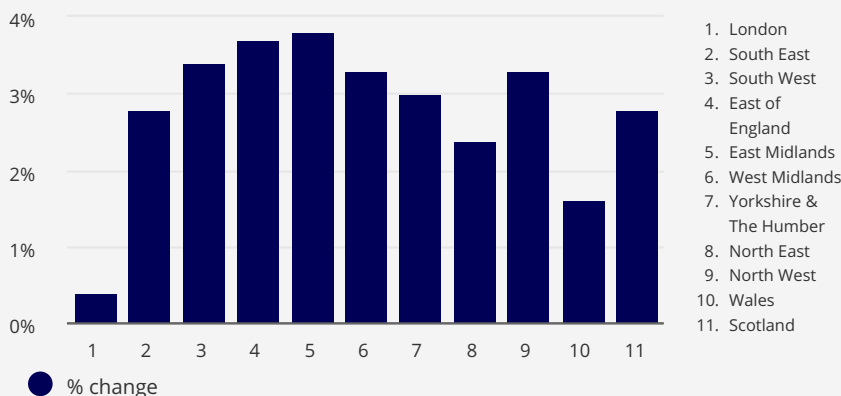
National housing market trends



Average property values over last 12 months

	DETACHED	SEMI-DETACHED	TERRACED	FLAT/APARTMENT
NORTH LEEDS	£493,949	£303,384	£231,194	£156,873
YORKSHIRE AND HUMBERSIDE	£319,887	£179,626	£134,547	£124,726
ENGLAND & WALES	£413,206	£249,831	£209,051	£223,508

Annual change in private rents by region



Source: Dataloft, Land Registry, Bank of England and ONS